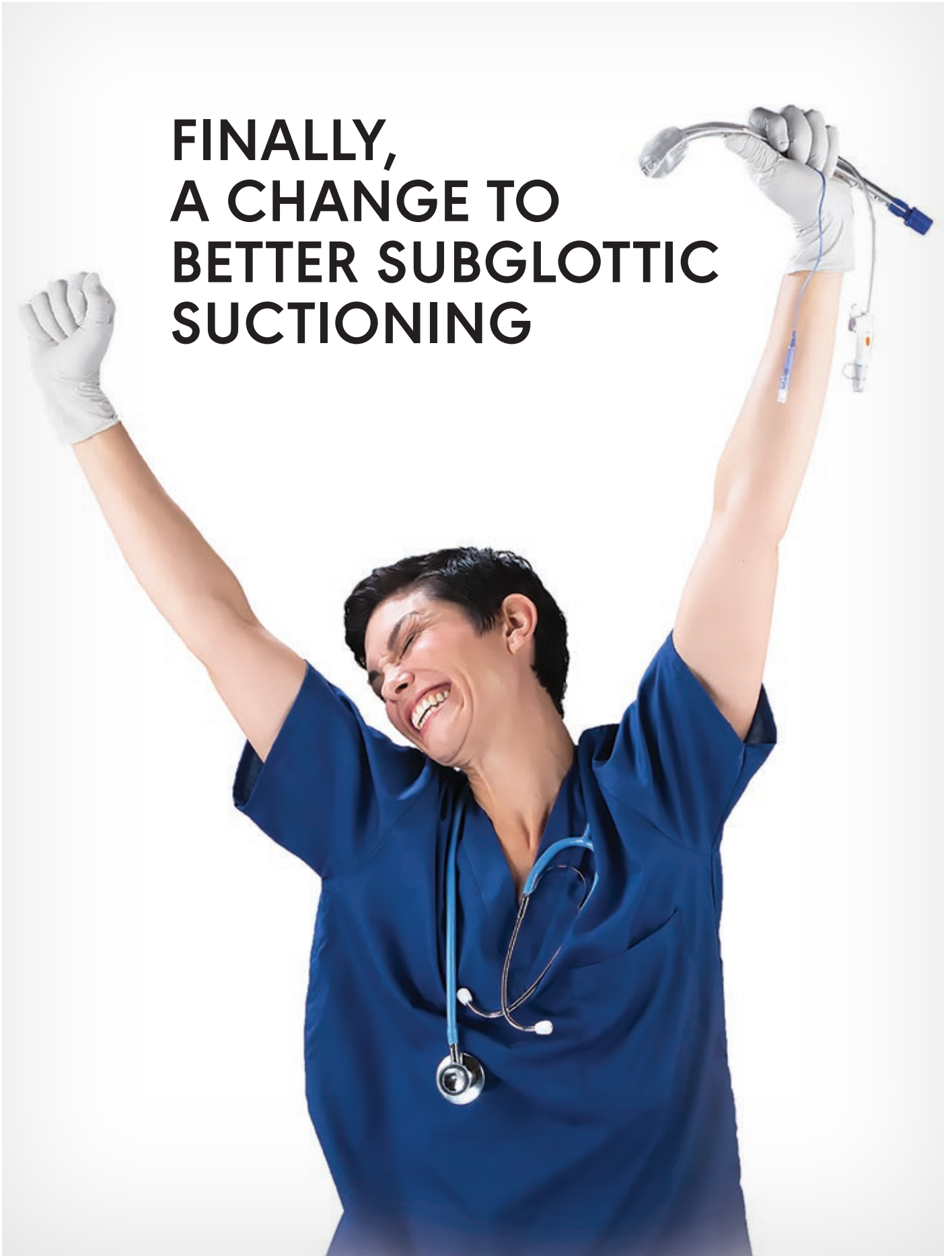


# AVANOS

MICROCUFF\* SUBGLOTTIC  
SUCTIONING

Endotracheal Tubes

**FINALLY,  
A CHANGE TO  
BETTER SUBGLOTTIC  
SUCTIONING**



# MICROCUFF\* SUBGLOTTIC SUCTIONING ENDOTRACHEAL TUBES

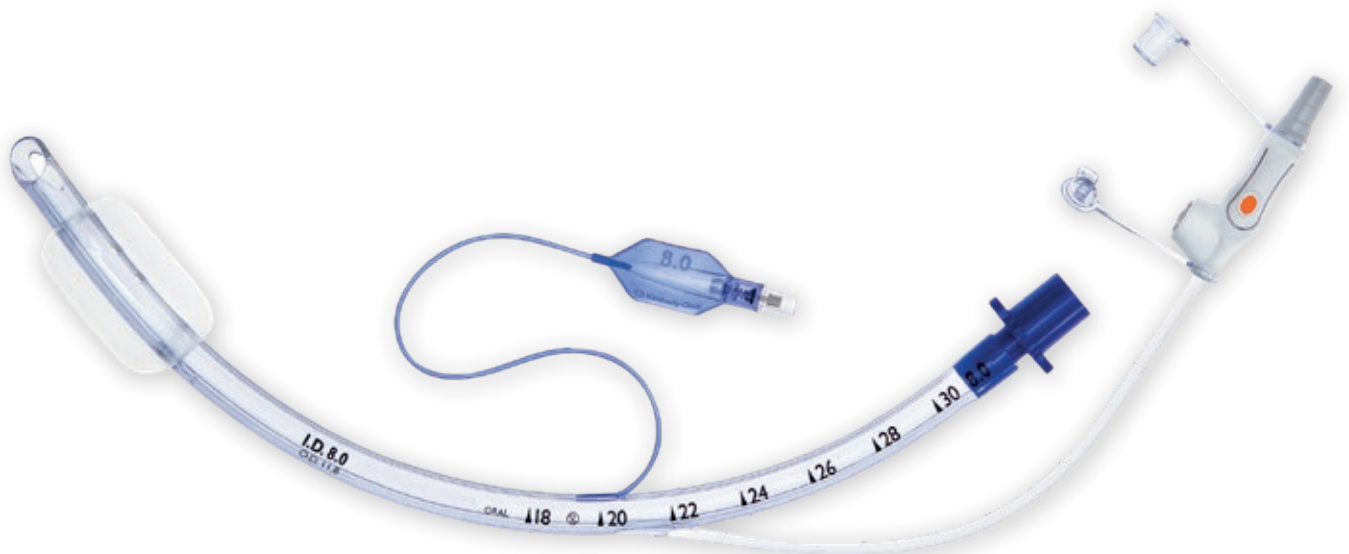
When using a subglottic suctioning endotracheal tube, CLOGGED LUMENS can become the bane of your existence. It may be difficult - and sometimes impossible - to clear out using air bolus. You've struggled long enough! Until Now...

## INTRODUCING MICROCUFF\* SUBGLOTTIC SUCTIONING ENDOTRACHEAL TUBE.

Combining more effective subglottic suctioning with our advanced MICROCUFF\* polyurethane cuff technology, you can finally provide the BEST protection against microaspiration. MICROCUFF\* Subglottic Suctioning tube is more effective at preventing and clearing clogs. Thanks to saline rinsing, improved fit and seal of polyurethane cuff, subglottic suctioning is easy and smooth.<sup>2,3</sup>

More effective subglottic suctioning.

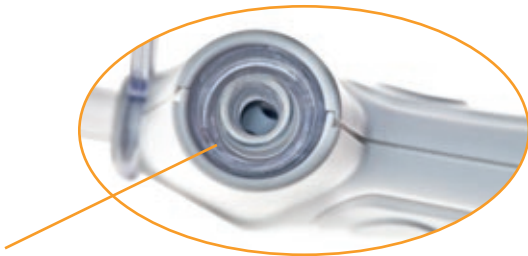
**Rinse. Suction. Clear.**



## RINSE

**MICROCUFF® Subglottic Suctioning ETT enables the safe use of saline rinsing to effectively clear clogs<sup>2,4</sup>**

- Suction lumens clog up to 44% of the time - preventing effective suctioning of secretions.<sup>4</sup>
- Saline rinsing is more effective than air bolus at loosening and clearing clogged suction lumens<sup>4</sup>.
- The suction valve with integrated rinse port enables both suctioning and saline rinsing, without opening the suction circuit, preventing cross-contamination to both caregiver and patient<sup>2</sup>.



- Integrated suctioning valve and rinse port facilitates both suctioning and rinsing of the lumen.



## SUCTION

**Suctions Secretions More Effectively and Efficiently...with a Push of a Button**


- In mechanically-ventilated patients, secretion accumulation in airways may increase risks of both aspiration and ventilator associated pneumonia.<sup>5,6</sup>
- Commercially available subglottic suctioning tubes clog often reducing the efficacy of subglottic suctioning.<sup>4</sup>



## CLEAR

### A Change for Better Results

- “In a study comparing MICROCUFF<sup>®</sup> and competitor products, a polyurethane cuff reduced channel formation, minimizing cuff leakage and enabling use of saline”.<sup>1</sup>
- Polyurethane cuffs prevent fluid leakage, demonstrating 93% less microaspiration than a competitive ET Tube.<sup>2</sup>
- Because saline rinsing is more effective than air bolus at clearing clogs, subglottic secretions are suctioned more effectively.<sup>4</sup>



- The cylindrical-shaped, polyurethane cuff provides a superior tracheal seal, preventing leakage up to 93%.<sup>2</sup>



**MICROCUFF<sup>®</sup>**  
Subglottic Suctioning  
Endotracheal Tube



**Competitive taper-shaped**  
Subglottic Suctioning  
Endotracheal Tube

## THE CHANGE TO BETTER SUBGLOTTIC SUCTIONING IS FINALLY HERE

### AVANOS<sup>®</sup> MICROCUFF<sup>®</sup> SUBGLOTTIC SUCTIONING ENDOTRACHEAL TUBES

Code	Tube Size I.D.	Unit of Measure
13220	7.0mm	1 case/ 10 eaches
13221	7.5mm	1 case/ 10 eaches
13222	8.0mm	1 case/ 10 eaches
13223	8.5mm	1 case/ 10 eaches
13224	9.0mm	1 case/ 10 eaches

References: 1. Li Bassi et al. An In Vitro study to Assess Determinant Features Associated with Fluid Sealing in the design of Endotracheal Tube cuffs and Exerted Tracheal Pressures, Critical Care Medicine, 2013. 2. FDA 510K Clearance K120985. 3. Data on file. Directions for Use for the Avanos Microcuff Subglottic Suctioning Endotracheal Tube. 4. Curd, DT, et al. Bench Comparison of Suction Efficiency for Endotracheal Tubes with a Subglottic Suction Lumen. Society of Critical Care Medicine 2014 Critical Care Congress, Abstract #393. 5. Bouza E, Pérez MJ, Muñoz P, Rincón C, Barrio JM, Hortal J. Continuous aspiration of subglottic secretions in the prevention of ventilator-associated pneumonia in the postoperative period of major heart surgery. Chest. 2008;134(5):938-946. 6. Kollef MH, Skubas NJ, Sundt TM. A randomized clinical trial of continuous aspiration of subglottic secretions in cardiac surgery patients. Chest. 1999;116(5):1339-1346.

# AVANOS

For more information, please send an email to [customerservice.uk.ie@avanos.com](mailto:customerservice.uk.ie@avanos.com) or visit [www.avanos.co.uk](http://www.avanos.co.uk).