

Bio-Cuff* and Neo-Cuff* Single Patient Use BP Cuffs

Instruction for use

Please read these instructions before use.

INTENDED USE

For connection to a sphygmomanometer or patient monitoring device.
To be used multiple times for one patient only.

INDICATION

BP Cuffs are used in conjunction with an appropriate measuring or monitoring device to measure a patient's blood pressure.

INTENDED USER

Clinical personnel and others with appropriate training and knowledge.

CONTRADICTIONS

The device is not intended for connection to any other patient circuit, or medical gas or fluid supply or drain.

This product is not intended for re-use for another patient.

WARNING/PRECAUTION

Inspect BP Cuffs for damage or contamination before each use. Do not use a cuff that is damaged or contaminated. Observe the range markers on each BP Cuff. Always use the appropriate size cuff for each patient.

DIRECTIONS

- Measure the circumference of the patient's limb and select the appropriately-sized cuff.
- Apply cuff to arm (or thigh) so that the "Artery" arrow on the cuff is over the brachial artery (or femoral artery).
- Wrap cuff around the arm (or thigh). When folding the cuff around the arm (or thigh) ensure that the index line falls within the range markers. If it does not then use a smaller or larger cuff as indicated by the guidance markings on the cuff.
- Ensure the cuff is snugly fitted and secured by means of the hook-and-loop fastenings. It should be possible to insert two fingers between the patient and the cuff.
- Connect the hose(s) on the cuff to the measuring equipment ensuring proper engagement of the connectors.
- Refer to the operating instruction of the measurement device to measure the patient's blood pressure.
- After use, when the cuff is deflated, disconnect the cuff from the measuring device. Unwrap the cuff from the patient's arm (or thigh). Express residual air from the cuff by pressing it flat. The cuff may be folded for storage.

CLEANING AND DISINFECTION


The cuff may be wiped clean using appropriate surface cleaning agents and methods. Ensure that local policies are observed. Do not allow fluid to enter the hoses.


DISPOSAL


Dispose of device as per hospital protocol.

AVAILABLE PRODUCTS

Full range of BP Cuffs available.
Please see website for details:
www.gbukhealthcare.com

 Consult Instructions

 Latex Free

 CE- Complies with the requirements of the Council Directive 93/42/EEC (Medical Device Directive)